



2024077 American Express GE Rainbow Kidz 10 +U S8




Green dot male

Box 1

				1.	2.	3.	4.	5.
TSA141396	GC		1. BOTHA Aron		2-5	0-7	5-2	Opponent W/O
TSA151092	GC		2. GROBLER D'Niel	5-2		2-5	4-3	Opponent W/O
TSA141556	GN		3. FOURIE Joel	7-0	5-2		6-1	Opponent W/O
TSA161099	GN		4. JANSE V RENSBURG Stian	2-5	3-4	1-6		Opponent W/O
TSA141390	KZN		5. ISMAIL Yahia	W/O	W/O	W/O	W/O	

Standings	Points	Wins	Losses	Sets	Games
1. Joel FOURIE	8	4	0	3 - 0 (100%)	18 - 3 (85.71%)
2. D'Niel GROBLER	6	3	1	2 - 1 (66.67%)	11 - 10 (52.38%)
3. Aron BOTHA	4	2	2	1 - 2 (33.33%)	7 - 14 (33.33%)
4. Stian JANSE V RENSBURG	2	1	3	0 - 3 (0%)	6 - 15 (28.57%)
5. Yahia ISMAIL	0	0	4	0 - 0 (0%)	0 - 0 (0%)

Box 2

				1.	2.	3.	4.	5.	6.
TSA161059	GC		1. BECKER SION-SCHALK		6-1	2-5	4-3	2-5	6-1
TSA141547	GN		2. HAVENAAR Jacques	1-6		5-2	3-4	0-7	3-4
TSA151193	GN		3. BECKER Nathan	5-2	2-5		1-6	0-7	4-3
TSA141489	GN		4. WOLHUTER Emile	3-4	4-3	6-1		1-6	5-2
TSA161062	LIM		5. MHANDU Kunashe	5-2	7-0	7-0	6-1		5-2
TSA151083	WP		6. DEAS Daniel	1-6	4-3	3-4	2-5	2-5	

Standings	Points	Wins	Losses	Sets	Games
1. Kunashe MHANDU	10	5	0	5 - 0 (100%)	30 - 5 (85.71%)
2. SION-SCHALK BECKER	6	3	2	3 - 2 (60%)	20 - 15 (57.14%)
3. Emile WOLHUTER	6	3	2	3 - 2 (60%)	19 - 16 (54.29%)
4. Nathan BECKER	4	2	3	2 - 3 (40%)	12 - 23 (34.29%)
5. Daniel DEAS	2	1	4	1 - 4 (20%)	12 - 23 (34.29%)
6. Jacques HAVENAAR	2	1	4	1 - 4 (20%)	12 - 23 (34.29%)

1/2 Playoff

Joel FOURIE	
Kunashe MHANDU	Joel FOURIE 6-1

3/4 Playoff

D'Niel GROBLER	
SION-SCHALK BECKER	SION-SCHALK BECKER 6-1

5/6 Playoff

Aron BOTHA	
Emile WOLHUTER	Emile WOLHUTER
	4-3

7/8 Playoff

Stian JANSE V RENSBURG	
Nathan BECKER	Nathan BECKER
	Walkover

9/10 Playoff

E1	Daniel DEAS
----	-------------