









2023022 GROWTHPOINT SA NATIONALS ITF MASTERS (SENIORS)
WS 40

Box 1

				1.	2.	3.	4.
TSA811054	WP		1. CLOETE Dorithy		6-2, 6-0	6-1, 6-2	3-6, 3-6
TSA821173	GN		2. VENTER Santa-Marie	2-6, 0-6		6-3, 6-1	3-6, 2-6
TSA791054	MPUM		3. PIETERSE Arina	1-6, 2-6	3-6, 1-6		0-6, 0-6
TSA801046	GC		4. MOFFAT Danielle	6-3, 6-3	6-3, 6-2	6-0, 6-0	

Standings	Points	Wins	Losses	Sets	Games
1. Danielle MOFFAT	6	3	0	6 - 0 (100%)	36 - 11 (76.6%)
2. Dorithy CLOETE	4	2	1	4 - 2 (66.67%)	30 - 17 (63.83%)
3. Santa-Marie VENTER	2	1	2	2 - 4 (33.33%)	19 - 28 (40.43%)
4. Arina PIETERSE	0	0	3	0 - 6 (0%)	7 - 36 (16.28%)

Box 2

				1.	2.	3.	4.	5.
TSA810059	EP		1. GOODALL Victoria		6-0, 4-6, 2-6	5-7, 6-2, 6-2	Opponent W/O	6-7, 6-1, 6-0
TSA811058	GC		2. HAMBRIDGE Karyn	0-6, 6-4, 6-2		6-1, 6-1	Opponent W/O	6-1, 6-4
TSA801066	GN		3. CLAASEN Riana	7-5, 2-6, 2-6	1-6, 1-6		Opponent W/O	1-6, 6-7
TSA791026	GE		4. DE VILLIERS (NEE JENNINGS) Alwin	W/O	W/O	W/O		W/O
TSA801179	GN		5. VAN VUUREN Marlie	7-6, 1-6, 0-6	1-6, 4-6	6-1, 7-6	Opponent W/O	

Standings	Points	Wins	Losses	Sets	Games
1. Karyn HAMBRIDGE	8	4	0	8 - 1 (88.89%)	48 - 19 (71.64%)
2. Victoria GOODALL	6	3	1	7 - 4 (63.64%)	59 - 31 (65.56%)
3. Marlie VAN VUUREN	4	2	2	5 - 4 (55.56%)	38 - 37 (50.67%)
4. Riana CLAASEN	2	1	3	3 - 6 (33.33%)	32 - 42 (43.24%)
5. Alwin DE VILLIERS (NEE JENNINGS)	0	0	4	0 - 8 (0%)	0 - 48 (0%)

1/2 Playoff

Danielle MOFFAT	
Karyn HAMBRIDGE	Karyn HAMBRIDGE
Karyn HAMBRIDGE	6-3, 6-4

3/4 Playoff

Dorithy CLOETE	
Victoria GOODALL	Dorithy CLOETE
Victoria GOODALL	6-3, 6-7, 11-9

5/6 Playoff

Santa-Marie VENTER	
Marlie VAN VUUREN	Marlie VAN VUUREN
	6-2, 6-0

7/8 Playoff

Arina PIETERSE	
Riana CLAASEN	Riana CLAASEN
	6-4, 6-1