




2023009 GN Rainbow Kidz 10+U Mini 1




Green Ball Boys

Box 1

				1.	2.	3.	4.
TSA131169			1. LETSAPA Tshenolo		6-1	6-1	7-0
TSA141146	GN		2. NEL Philip	1-6		6-1	2-5
TSA141189	GN		3. VILJOEN Lihann	1-6	1-6		2-5
TSA131291	GN		4. GERASIMOV Stepan	0-7	5-2	5-2	



Standings	Points	Wins	Losses	Sets	Games
1. Tshenolo LETSAPA	6	3	0	3 - 0 (100%)	19 - 2 (90.48%)
2. Stepan GERASIMOV	4	2	1	2 - 1 (66.67%)	10 - 11 (47.62%)
3. Philip NEL	2	1	2	1 - 2 (33.33%)	9 - 12 (42.86%)
4. Lihann VILJOEN	0	0	3	0 - 3 (0%)	4 - 17 (19.05%)

Box 2

				1.	2.	3.	4.
TSA131348	GC		1. HENNING Rico		3-4	7-0	7-0
TSA131201	GN		2. VAN SCHALKWYK CJ	4-3		5-2	7-0
	GN		3. LAMB James	0-7	2-5		7-0
TSA811233	GN		4. TRYTSMAN Pieter	0-7	0-7	0-7	




Standings	Points	Wins	Losses	Sets	Games
1. CJ VAN SCHALKWYK	6	3	0	3 - 0 (100%)	16 - 5 (76.19%)
2. Rico HENNING	4	2	1	2 - 1 (66.67%)	17 - 4 (80.95%)
3. James LAMB	2	1	2	1 - 2 (33.33%)	9 - 12 (42.86%)
4. Pieter TRYTSMAN	0	0	3	0 - 3 (0%)	0 - 21 (0%)

Box 3

				1.	2.	3.	4.
TSA151065	GC		1. BOTHA Noa-Daniël		2-5	7-0	7-0
TSA131200	GN		2. FERREIRA Henro	5-2		7-0	6-1
TSA141250			3. BILLSON Levi	0-7	0-7		2-5
TSA161010	GN		4. MADER Dian	0-7	1-6	5-2	

Standings	Points	Wins	Losses	Sets	Games
1. Henro FERREIRA	6	3	0	3 - 0 (100%)	18 - 3 (85.71%)
2. Noa-Daniël BOTHA	4	2	1	2 - 1 (66.67%)	16 - 5 (76.19%)
3. Dian MADER	2	1	2	1 - 2 (33.33%)	6 - 15 (28.57%)
4. Levi BILLSON	0	0	3	0 - 3 (0%)	2 - 19 (9.52%)

Box 4

				1.	2.	3.	4.	5.
TSA131199	GC		1. BOTHA Marais		7-0	6-1	7-0	7-0
TSA131862	GN		2. WILLIAMS Ronan	0-7		4-3	7-0	7-0
TSA131161	GN		3. MADER Stiaan	1-6	3-4		3-4	7-0
TSA131321	GN		4. MOLLER Daniel	0-7	0-7	4-3		7-0
	GN		5. VISSER Stean	0-7	0-7	0-7	0-7	

Standings	Points	Wins	Losses	Sets	Games
1. Marais BOTHA	8	4	0	4 - 0 (100%)	27 - 1 (96.43%)
2. Ronan WILLIAMS	6	3	1	3 - 1 (75%)	18 - 10 (64.29%)
3. Daniel MOLLER	4	2	2	2 - 2 (50%)	11 - 17 (39.29%)
4. Stiaan MADER	2	1	3	1 - 3 (25%)	14 - 14 (50%)
5. Stean VISSER	0	0	4	0 - 4 (0%)	0 - 28 (0%)